

FC PORTFOLIOS

Screwpost Portfolio

CMYK Digital Print Instructions

Artwork Quality Requirement

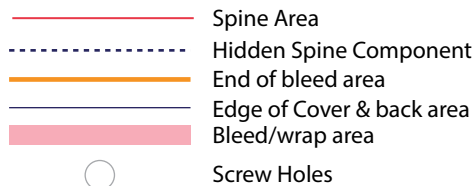
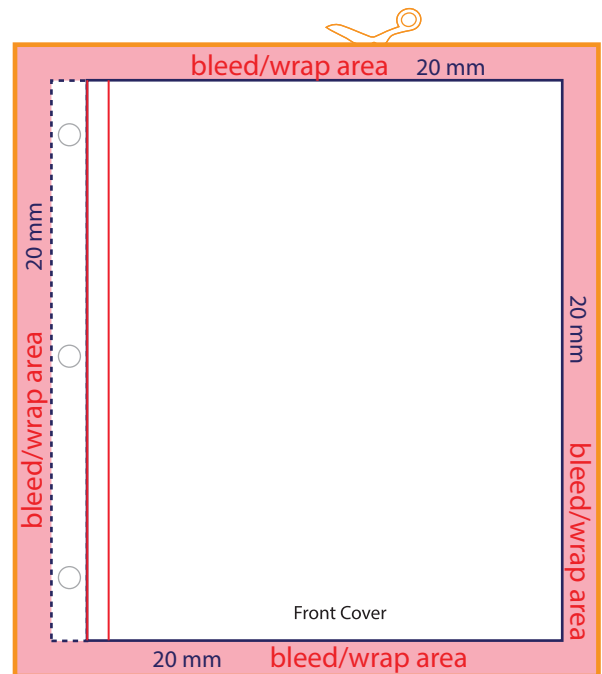

If your artwork is a **raster** (e.g. .tiff, .jpg, .png, .bmp) image, please make sure of the following:

- Artwork must be at least 300 DPI or it will print pixelated.
- Saved as **CMYK**, **NOT** RGB.

If your artwork is a **vector** (e.g. .eps, .ai, .pdf, .svg) image, please make sure of the following:

- All text is converted to outlines to ensure that it is displayed correctly when printed.
- Saved as **CMYK**, **NOT** RGB.

Artwork placement instructions



- Please bleed all artwork to the yellow line.
- Any unprinted area will remain the natural colour of the material, which is white cloth.
- All images must be embedded in the file.
- Place a copy of your artwork without the template on the second page of the template file.
- Avoid placing important details close to the metal studs as position may not be exact and varies according to the screw size.

FC PORTFOLIOS


Screwpost Portfolio - CMYK Digital Print Template Instructions

! Please note:


- Submitted artwork is treated as approved artwork.
- We can only reproduce the quality you provide.
Remember if the artwork looks pixelated on your screen, it will print pixelated as well.

Print Example

Incorrect placement of artwork on template



Correct placement of artwork on template



Finished Product

