

FC PORTFOLIOS

Leather Portfolio

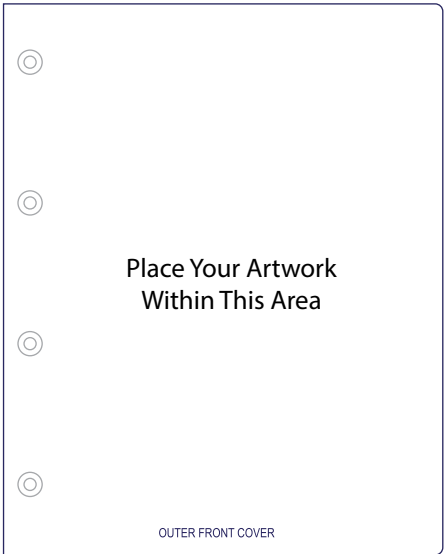
Laser Etching Instructions

Artwork Quality Requirement

Your artwork **must be** a **vector** (e.g. .eps, .ai, .pdf, .svg) image, please make sure of the following:

- All text is converted to outlines to ensure that it is displayed correctly when printed.
- Save as **CMYK**, **NOT** RGB.

Artwork placement instructions



Edge of binder cover —————


Metal studs on cover ○

Notes

- Your artwork must be vectorised and fonts must be outlined.
- Laser etching and cutting works best with fine, detailed designs.

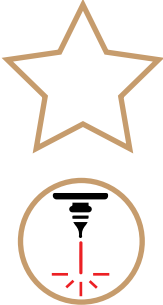
Laser Etching Instructions

Laser Etching




All areas that are filled in brown will be engraved

Laser Etching



Outline the areas in brown to engraved those outlines only

Below is a demonstration of above guidelines on dark tan leather



Filled in

Outlined